

FEATURES

- HIGH ANTI-PULSE PERFORMANCE
- EIA SIZE 0603
- CURRENT RATINGS UP TO 5.0 AMPS
- SAFETY STANDARD APPROVAL (UL and c-UL File Number E302168)
- Pb-FREE COMPATIBLE WITH FLOW AND REFLOW SOLDERING

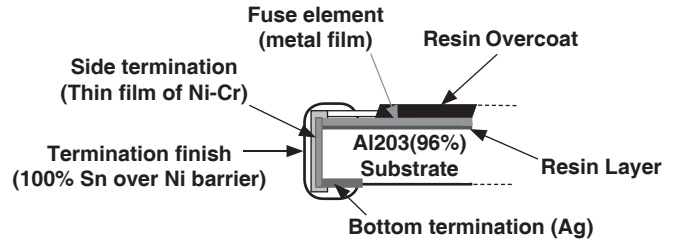
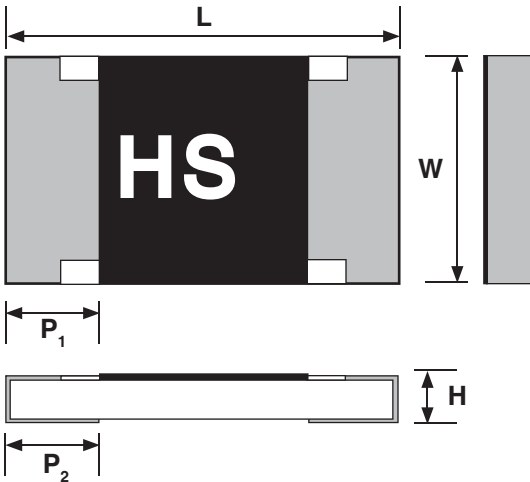
**RoHS
Compliant**
includes all homogeneous materials

*See Part Number System for Details

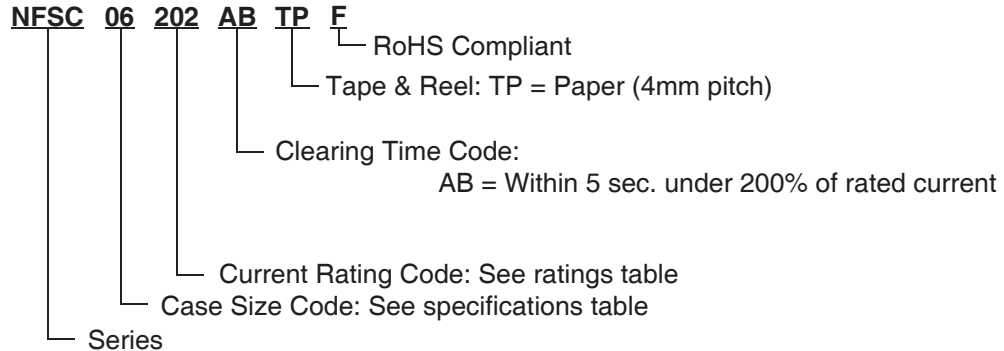


SPECIFICATIONS

Type	Case Size	Rated Current (Amps)	Rated Voltage (Vdc)	Temperature Range	Case Dimensions				
					L	W	H	P ₁	P ₂
NFSC06	0603	0.5 ~ 5.0	32	-55°C ~ +125°C	1.6 ± 0.1	0.8 +0.15/-0.05	0.45 ± 0.10	0.3 ± 0.15	0.3 ± 0.10



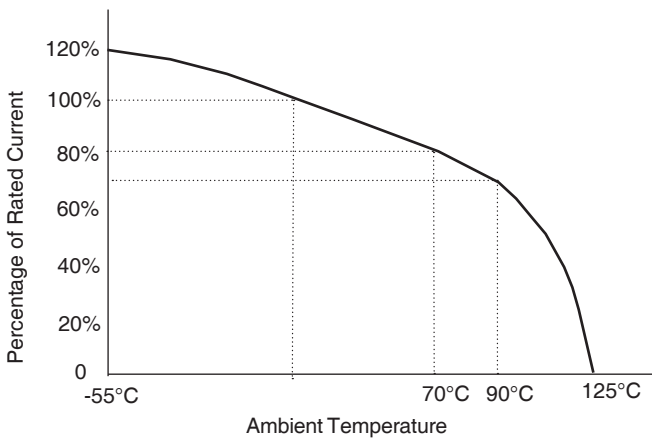
PART NUMBERING SYSTEM



AVAILABLE VALUES AND RATINGS

Part Number	Current Rating @ +70°C	Marking Symbol	Internal (Cold) Resistance (mΩ) max.	Melting I ² T (t=1ms) (A ² xs) typical	Voltage Drop (R/C x 100) mV typical	Rated Voltage (DC)	Breaking Capacity (Amps)	Time/Current Characteristics
								Current/Pre-arc time
NFSC06 501ABTPF	0.5	HF	400	0.00650	189	32	35	x100% / 4 hrs. x200% / 5 sec. x300% / 0.2 sec.
NFSC06 631ABTPF	0.63	HI	300	0.0111	173			
NFSC06 751ABTPF	0.75	HA	210	0.0193	155			
NFSC06 801ABTPF	0.8	HK	180	0.0212	142			
NFSC06 102ABTPF	1.0	HL	115	0.0331	124			
NFSC06 132ABTPF	1.25	HM	90	0.0572	118			
NFSC06 152ABTPF	1.5	HH	70	0.0797	101			
NFSC06 162ABTPF	1.6	HN	60	0.0906	97			
NFSC06 202ABTPF	2.0	HS	50	0.149	97			
NFSC06 252ABTPF	2.5	HT	37	0.233	92			
NFSC06 302ABTPF	3.0	HR	28	0.313	85			
NFSC06 322ABTPF	3.15	HU	26	0.357	80			
NFSC06 402ABTPF	4.0	HX	18	0.449	69			
NFSC06 502ABTPF	5.0	HY	14	0.841	68			

Current vs. Temperature Derating Guide



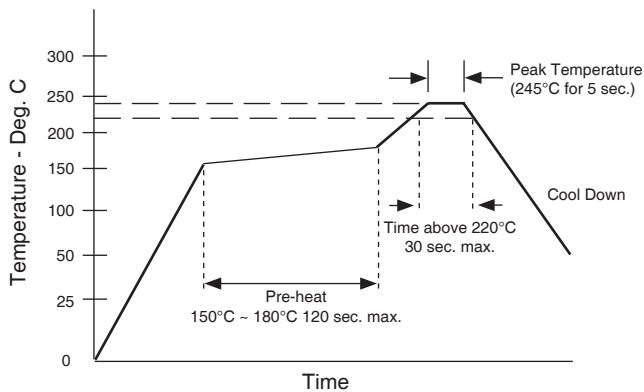
Nominal Derating: ≤ 75% of Rated Current

Temperature Derating: Refer to graph

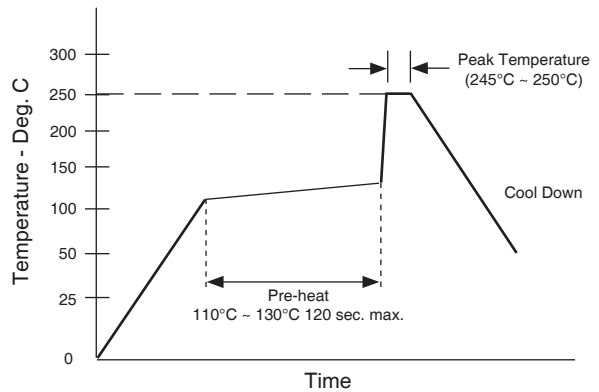
Example: NFSC0603102AB (1A rated current)
If used at +70°C the derated current would be ...

$$1A \times 0.75 \text{ (normal derating)} \times 0.80 \text{ (temperature derating)} = 0.6A$$

RECOMMENDED REFLOW PROFILE

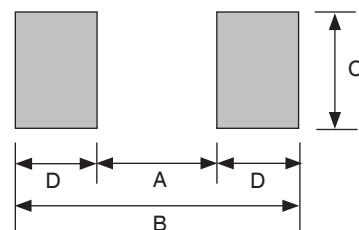


RECOMMENDED FLOW PROFILE



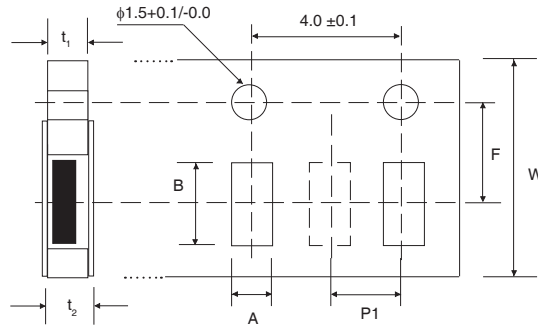
Recommended Land Pattern Dimensions (mm)

Case Size	Reflow Soldering				Flow Soldering			
	A	B	C	D	A	B	C	D
0603	1.0	2.0	0.8	0.5	1.0	2.6	0.8	0.8



CARRIER TAPE DIMENSIONS (mm)

Type	A	B	W	F	E	P ₁	P ₀	φD	T ₁	T ₂	Qty/Reel
NFSC06	1.15 ±0.15	1.90 ±0.20	8.00 ±0.20	3.50 ±0.05	1.75 ±0.10	4.00 ±0.05	4.00 ±0.05	1.55 ±0.05	0.7 max.	0.8 max.	5,000



REEL DIMENSIONS (mm) AND QUANTITY

Type	A +0/-3	B +1/-0	C ±0.20	W ±0.3	Qty
NFSC06	180	60	13	9.0	5,000

